

How to enter the SGCNZ University of Otago Sheilah Winn Shakespeare Festival


1. Go to the homepage of the SGCNZ University of Otago Sheilah Winn Shakespeare Festival: <https://www.otago.ac.nz/shakespeare>
2. Click on the Enter Festival link under the SGCNZ Regional Festival header.



MAIN MENU

Introduction	
Policies and Criteria	Shakespeare Globe Centre New Zealand's (SGCNZ) University of Otago Sheilah Winn Shakespeare Festivals
SGCNZ Subscription	SGCNZ Friends Subscription Form (PDF)

SGCNZ REGIONAL FESTIVAL

 Enter Festival	Enter the Regional SGCNZ University of Otago Sheilah Winn Shakespeare Festival by filling in an entry form
Modify	Modify and correct an entry form you have already filled in
Regional Festival Dates	SGCNZ University of Otago Sheilah Winn Shakespeare Regional Festival Entry Closing Dates and Details (PDF)
Scene Suggestions	Scene Suggestions for 5 minute and 15 minute performances (PDF)
Assessment	Regional Assessment Guidelines (PDF)

SGCNZ NATIONAL FESTIVAL


Finalists	The entry form for the National SGCNZ University of Otago Sheilah Winn Shakespeare Festival will be available after the Regional Festivals have been completed
Performance Order	Performance Order for the National SGCNZ University of Otago Sheilah Winn Shakespeare Festival (PDF)

Before you fill out the entry form

- a. Read the SGCNZ Board Policies on the Policies page: <https://www.otago.ac.nz/shakespeare/Student/StudentPolicy.php>
- b. You will need to click on the *I Agree* button at the bottom of the page before you can fill out your entry form.
- c. You will then be taken to the Registration page for your entry form.
Tip: Collect as much information as possible for your entry form before you begin filling it out. You will not be able to submit the form until all the main fields have been filled in.

Filling in the Entry Form

- At the top of the form, from the drop-down menu, choose the region of the festival that your school will be taking part in.
- Complete the Contact Information section and make sure that the sections identified by asterisks are completed. Those are the sections that must be filled in.

Region: *  Otago

CONTACT INFORMATION

Please Note: The contact person is responsible for returning all information and payments on time.

Name of School (in full): * Display School

Name of Contact Person: * Ann Example

School Address: * Display Road

School Post Code: * 1000

School Phone: * 03 479 0000

School Extension:

Contact Home Phone:

School Fax:

Contact Mobile: * 021xxxxxxx

Contact Email: * ann.example@email.etc.

Contact Position in School: Example teacher OR Example student

The Details of Scene(s) section comes next

- Please use the specified format for listing the Act(s) and Scene(s) to be performed. For example, Act IV, scene i, v, ix.

DETAILS OF SCENE(S)

Name of Play: * As You Like It

Act(s) and Scene(s): * Act II, scene ii, iv  (Please use the following format: Act IV, scene i, v, ix.)

Synopsis (maximum 50 words): * The Duke is furious to discover that Celia, Rosalind and Touchstone have disappeared and commands that Oliver look for his brother Orlando. Celia, Rosalind and Touchstone arrive in the Forest of Ardenne and meet

Play Category: * 15 Minutes

Actual Length (Minutes): * 13 minutes

Technical Requirements: Music for the arrival in the forest of Ardenne

Lighting Plans: Dark lighting for scene ii, greenish bright lighting for scene iv

The Director Information section follows

- Please read important notes 1, 2 and 3.
- Adult Directors put n/a for *Date of Birth* and choose n/a (Adult) for *Year at School*. Click on the *Add Director* button to add details if you have more than one director.

DIRECTOR INFORMATION

Important Note 1: Please complete details of your director, then click on the button below to add more directors if needed.

Important Note 2: If Adult Directed, please give the name of the Adult Director in the text areas below. Put n/a for Date of Birth. Student directors must be attending a secondary school.

Important Note 3: If you are a student director as well as cast/crew enter your details twice, once as director and once as cast/crew.

Director Type: * Director

Director First Name: * Ms

Date of Birth: (for student) * n/a

Ethnicity: * Other Asian...

NSSP Consideration?: (2) No

M/F: * F


Director Surname: * Example

Year at School: * n/a (Adult)

Other Ethnicity: Indian

Study at Otago?: (3) No

Delete This Entry

Add Director 

The Cast/Crew Information is next

- Click on the *Add Cast/Performer/Crew* button and the sections to be filled out will display.
- Click on the same button to add details for each successive member of the cast and crew.

CAST/CREW INFORMATION

Cast/Crew Type: *	<input type="text" value="Cast"/>	Character/Role: *	<input type="text" value="Celia"/>
Actor/Crew First Name: *	<input type="text" value="Kuini"/>	Actor/Crew Surname: *	<input type="text" value="Lucas"/>
M/F: *	<input type="text" value="F"/>	Costume: (1)	<input type="text" value="Simple light summer dress"/>
Date of Birth: (for student) *	<input type="text" value="16.5.2001"/>	Year at School: *	<input type="text" value="13"/>
Ethnicity: *	<input type="text" value="Maori"/>	Other Ethnicity:	<input type="text"/>
NSSP Consideration?: (2)	<input type="text" value="Yes"/>	Study at Otago?: (3)	<input type="text" value="Yes"/>

Before you click on the Submit Form button

- **You must make a note of the Access Key and Password and keep this information in a safe place** – you will need these details to return to your entry form or to modify it.

Click on the *Submit Form* button

- Once you have submitted your entry form, you will be able to return to modify it at any time, provided you use the correct Access Key and Password.

ACCESS KEY AND PASSWORD

Please create your own password. You must use the access key and password if you need to return to this form to make changes.

Access Key: ★

Password: * ★

★

Notes
All fields marked with a * are compulsory.
1. Give distinguishing features of the costume in no more than 10 words (important: this enables assessors to differentiate between actors).
2. Tick if you want to be considered for the National Shakespeare Schools Production (NSSP)
3. Tick if you are planning to study at Otago next year

Summary page for your registration

- If you have filled out all the required sections, when you click on the *Submit Form* button, you will get a page with all the details that have been added to the form, see figure below.
- At the top of this page, on the third line down, are instructions on how to modify the form, as well as your access key and password.
- At the bottom of this page, you have the option to print out the page and/or enter another form.

SGCNZ 2018 REGIONAL UNIVERSITY OF OTAGO SHEILAH WINN SHAKESPEARE FESTIVAL

The modifications have been stored.

You can print this form for later reference.



You can modify the form later by visiting "shakespeare.otago.ac.nz", clicking "Modify", and entering access key "160378" and password "asyoulikeit".

You can register a number of entries per school/group. If you enter registrations one after the other, the contact information will be copied

from one registration to the next. To create another entry for this school click **Another** below.

Region: Otago
Name of School: Display School
Name of Contact Person: Ann Example
School Address: Display Road
School Post Code: 1000
School Phone: 03 479 0000
School Extension:
Contact Home Phone:
School Fax:
Contact Mobile: 021xxxxxxx
Contact Email: ann.example@email.etc.
Contact Position in School: Example teacher OR Example student
Name of Play: As You Like It
Act(s) and Scene(s): Act II, scene ii, iv
Synopsis (25-30 Words): The Duke is furious to discover that Celia, Rosalind and Touchstone have disappeared and commands that Oliver look for his brother Orlando. Celia, Rosalind and Touchstone arrive in the Forest of Ardenne and meet Corin and Silvius.
Play Length: 15 Minutes
Student Director?:
Technical Requirements: Music for the arrival in the forest of Ardenne
Lighting Plans: Dark lighting for scene ii, greenish bright lighting for scene iv

Type:	Director	M/F:	F
Director First Name:	Ms	Director Surname:	Example
Date of Birth:	n/a	Year at School:	n/a (Adult)
Ethnicity:	Other Asian...	NSSP, Study at Otago?:	No No

Type:	Cast	Character/Role:	Celia
Actor/Crew First Name:	Kuini	Actor/Crew Surname:	Lucas
M/F:	F	Costume:	Simple light summer dress
Date of Birth:	16.5.2001	Year at School:	13
Ethnicity:	Maori	NSSP, Study at Otago?:	Yes Yes

Number of directors= 1, number of cast/crew = 1



Print
Another
Return

Print this form.
Enter another entry for this school.
Return to the home page.

Information about registering other entries

- You can register a number of entries.
- You will need to complete a new form for each entry.
- You will need to save the details of the access key and password for each separate entry, so that you can return and modify them as needed.

Subscription information

- Please email SGCNZ if you are unsure whether your SGCNZ Friends subscription is current: sgcnz@sgcnz.org.nz